


Booktalk!

Finding Danny Activity

For this Book Talk activity you will need:

- Supplies to make a poster (template provided) such as glue, markers/crayons, glitter, ribbon, scissors, etc.

Oh no! Bree's mom accidentally left the gate open and Danny, a cute border collie, has escaped! Danny is Bree's best friend and she will do anything to get him back. Help Bree find Danny by making a cool "lost dog" poster.



Be as creative as you like. Use sparkles, ribbon, markers, and even a picture of your favourite dog to make an awesome poster! Use the template below or create your own.

The image shows a 'Lost Dog' poster template. It has a decorative border of paw prints. At the top left, it says 'Booktalk!'. The title 'Lost Dog' is in large red letters. Below the title is a dotted box for a photo of a dog. Underneath the photo are four lines of text with handwritten examples: 'Responds to: Goldie', 'Breed: Golden Retriever Male/Female: Male', 'Description: Happy & Playful', and 'Please call: Patty 555-6789'. At the bottom, there is a Scholastic logo and the tagline 'Read Every Day. Lead a Better Life.'.

[Scroll down for Template](#)

My Favourite Dog



Golden Retriever



Black Labrador



Chihuahua



Poodle

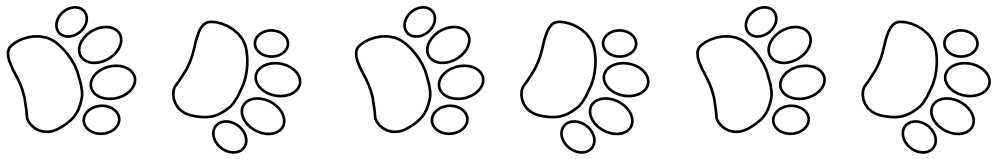


Border collie (Danny!)






Dalmatian

Booktalk!



Lost Dog



Responds to: _____

Breed: _____ Male/Female: _____

Description: _____

Please call: _____



Read Every Day. Lead a Better Life.